

CCS DISPLAY UPDATE

TA20-218-A

Product Improvement Program (PIP) :

Service bulletin:

Welding instructions :

Crane family: GME

Range : MD/MDT

Model: CCS

A

Technical Support

10/02/2020

Creation

Index

Written by

Date

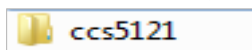
Comment

DIAGNOSIS


CCS update with USB STICK

Display Programming

The usb key must contain the file necessary for programming the screen if it has a version prior to V2.6.2:




- Insert the usb stick. Hold the 4 corners and OK keys for 5 seconds to reboot it. When screen turns black hold the 2 top corners keys only



- Continue to hold the keys for about 15 seconds until the black screen appear and release the keys.

SOLUTION



- The display reboot in USB stick, when the programming screen appear press OK to start flashing.



Then the screen restarts the programming is done